

Discover yourself at

PAHAL®

(A Unit of Pahal Design Edu. Pvt. Ltd.)

JEE MAIN PAPER 2/3 GUIDE BOOK



CONTENTS

1. Introduction	1
2. How to Crack It	1-2
3. Exam Pattern	2-4
4. Eligibility	4
5. Syllabus	4-5
6. Registration	5-8
7. Dates & Cities for Exam	8
8. Colleges Accepting JEE Scores	8-9
9. Top Architecture Colleges	9-10
10. Coaching Guidance	11-13
11. FAQs	14

1. INTRODUCTION

Joint Entrance Examination will be conducted by National Testing Agency twice a year, January and April respectively. The NTA JEE Main exam will be conducted in the online mode and students can appear for both the tests in a year. The syllabus for the exam is same as earlier and no change is observed in the topics and curriculum. This year, the authority is conducting JEE Main 2020 for three papers - BE/BTech (Paper 1), BArch (Paper 2), and BPlan (Paper 3). According to the new JEE Main 2020 exam pattern, the BArch and BPlan have been separated. Aspiring candidates are allowed to appear for both or either of the sessions. NATA is conducted every year for the architecture aspirants by COA to test the aptitude of the applicant for specific field of study, i.e. Architecture. The test makes an assessment of drawing and observation skills, sense of proportion, aesthetic sensitivity, Physics, Chemistry and Mathematics at 10+2 level and critical thinking ability that have been acquired by the candidate over the past few years and are related to the specific field of study. NATA-2020 shall be conducted twice a year, thus giving opportunity to those students who miss out the first test due to some reason or other or wish to improve upon their NATA score in the first test by re-appearing the second test. Both the first and second test will be conducted on a different date as a one-day online examination all over the country. The test shall consist of two parts: Part A is on Drawing, which is paper based and Part B comprises of Multiple-Choice Questions (MCQ) on Physics, Chemistry, Mathematics and general aptitude which is to be answered online.

B. Arch: Mathematics- Part I and Aptitude Test-Part II in “Computer Based Test (CBT)” mode only and Drawing Test –Part III in “Pen & Paper Based” (offline) mode to be attempted on drawing sheet of A4 size.

B. Planning: Mathematics- Part I, Aptitude Test-Part II and Planning Based Questions-Part III in “Computer Based Test (CBT)” mode only.

Choice of Medium of Question Papers

The medium of Question Paper shall be in English, Hindi and Gujarati. The option of question paper language should be exercised while filling up the Application Form and it cannot be changed at a later stage.

Please note that for correctness of the questions in all the question papers, the English version will be taken as final.

2. HOW TO CRACK IT

1. Time Management

The candidate must work on the management of time while solving the papers. The sections and questions which consumes more time should be practiced regularly so as to increase the speed and accuracy in the exam

2. Practice is the Key

The students must practice on the sketching skills by initiating with the basics of shading and outlining.

The basics in sketching must be practiced until one feels confident enough in the drawing part. For maths one should have a strong hold of the basic concepts, you can still guess the answers with the eliminate process.

3. Focus on Drawing Skills

The drawing skills needs to be developed by practicing the visual patterns and inculcating the observation skills. Students must think of new innovative ideas instead of the common conventional ideas that have become common.

4. Take Mock Tests

The candidates must take a series of mock tests which will provide the students an exam-like environment. The mock tests will also help in boosting up the confidence in the student and will also learn the pace the exam.

5. Solve Previous Year Question Papers

The previous year's papers of NATA should be solved as it will be helping the students in knowing the proper sequence of answering the questions during the exam. At least 10-15 years papers of NATA must be solved, if one faces difficulties in the topics and the section, relax, and solve them patiently.

6. Architectural Concepts

The section consisting of Architectural Aptitude consists of questions related to Architecture as well as general awareness related to famous architects and their buildings in India and the world. Read the newspapers and magazines for the news and updates in the field of architecture.

3. EXAM PATTERN

Papers	Subjects	Type of Questions	Mode of Examination
B. Arch	Mathematics - Part I	Objective Type - Multiple Choice Questions (MCQs) & Questions for which answer is a numerical value	"Computer Based Test (CBT)" mode only
	Aptitude Test - Part II	Objective Type - Multiple Choice Questions (MCQs)	
	Drawing Test - Part III	Questions to test drawing aptitude	"Pen & Paper Based" (offline) mode to be attempted on Drawing sheet
B. Planning	Mathematics - Part I	Objective Type - Multiple Choice Questions (MCQs) & Questions for which answer is a numerical value	"Computer Based Test (CBT)" mode only
	Aptitude Test - Part II	Objective Type - Multiple Choice Questions (MCQs)	
	Planning Based Questions - Part III	Objective Type - Multiple Choice Questions (MCQs)	

B. Arch: Mathematics- Part I and Aptitude Test-Part II in “Computer Based Test (CBT)” mode only and Drawing Part III in “Pen & Paper Based” (offline) mode to be attempted on drawing sheet of A4 size.

	Subject	No. of Question	Marks
Subject wise distribution of Questions, Total Number of Questions and Marks	Mathematics – Part I	(20+5*)	100
	Aptitude Test – Part II	50	200
	Drawing Test – Part III	02	100
	Total	77	400
*20 questions will be MCQs and 5 questions will have answer to be filled as numerical value.			
(A) Marking Scheme for MCQs	Correct Answer or the best Answer	Four mark (+4)	
	Incorrect Answer	Minus one mark (-1)	
	Unanswered/ Marked for Review	No mark (0)	
(B) Marking Scheme for questions for which answer is a Numerical value	Correct Answer	Four mark (+4)	
	Incorrect Answer	No mark (0)	
	Unanswered/ Marked for Review	No mark (0)	
(C) Marking Scheme for Drawing Test-Part III	Two questions to be evaluated out of 100 marks.		
Method of Determining merit	Conversion of raw score in Mathematics, Aptitude Test, Drawing Test and Total into NTA Scores. Overall merit shall be prepared by merging NTA Scores of all shifts of all days.		

B. Planning: Mathematics- Part I, Aptitude Test-Part II and Planning Based Questions Part III in “Computer Based Test (CBT)” mode only.

	Subject	No. of Question	Marks
Subject wise distribution of Questions, Total Number of Questions and Marks	Mathematics – Part I	(20+5*)	100
	Aptitude Test – Part II	50	200
	Planning Based Objective Type MCQs – Part III	25	100
	Total	100	400
*20 questions will be MCQs and 5 questions will have answer to be filled as numerical value.			
Marking Scheme for MCQs	Correct Answer or the best Answer	Four mark (+4)	
	Incorrect Answer/Multiple Answer	Minus one mark (-1)	
	Unanswered/Marked for Review	No mark (0)	
Marking Scheme for questions for which answer is a Numerical value	Correct Answer	Four mark (+4)	
	Incorrect Answer	No mark (0)	
	Unanswered/ Marked for Review	No mark (0)	

Method of Determining merit

Conversion of raw score in Mathematics, Aptitude Test, Planning Based Test and Total into NTA Scores.
 Overall merit shall be prepared by merging NTA Scores of all shifts of all days.

4. JEE (MAIN) – 2020 ELIGIBILITY

❖ Age Limit

For appearing in the JEE (Main) examination there is no age limit for the candidates. The candidates who have passed class 12th / equivalent examination in 2018, 2019 or appearing in 2020 irrespective of their age can appear in JEE (Main) examination – 2020. The candidates should also satisfy themselves about their fulfilling the age limit requirements of the Institutes in which they are desirous of taking admission. The candidates must note that the IITs have an age limit / restriction, which will be published in JEE(Advanced)-2020 Information Brochure.

❖ List of Qualifying Examinations (QE)

1. The final examination of the 10+2 system, conducted by any recognized central/ State Board, such as Central Board of Secondary Education, New Delhi; Council for the Indian School Certificate Examinations, New Delhi; etc.
2. Intermediate or two-year Pre-University examination conducted by a recognized Board/ University.
3. Senior Secondary School Examination conducted by the National Institute of Open Schooling with a minimum of five subjects.
4. Any Public School/ Board/ University examination in India or in any foreign country recognized as equivalent to the 10+2 system by the Association of Indian Universities (AIU).
5. A Diploma recognized by AICTE or a State board of technical education of at least 3-year duration.
6. Higher Secondary Certificate Vocational Examination.

5. SYLLABUS

Part-I Awareness of persons, places Buildings, Materials,) Objects, Texture related to Architecture and build ~ environment. Visualizing three dimensional objects from two dimensional drawings. Visualizing. Different sides of three-dimensional objects. Analytical Reasoning Mental Ability (Visual, Numerical and Verbal).

Part-II Three dimensional-perception: Understanding and appreciation of scale and proportion of objects, building forms and elements, colour texture, harmony and contrast. Design and drawing of geometrical or abstract shapes and patterns in pencil. Transformation of forms both 2D and 3D union, subtraction, rotation, development of surfaces and volumes, Generation of Plan elevation and 3D views of objects, creating two dimensional and three-dimensional compositions using given shapes and forms.

Note: Candidates are advised to bring pencils, own geometry box set, erasers and colour pencils and crayons for the Aptitude Test.

6. REGISTRATION

Candidates have to apply for JEE (Main) April-2020 "Online" ONLY by accessing the websites: www.nta.ac.in and jeemain.nta.nic.in The Application Form other than online mode would not be accepted in any case. Only one application is to be submitted by a candidate. More than one application i.e. Multiple application forms submitted by a candidate will be rejected.

If at any stage, it is found that the candidate has submitted multiple Applications and /or appeared in more than one date/shift, then the candidature will be cancelled and legal action will be taken including debarring in all future examinations conducted by NTA.

It is suggested that the candidates have the following ready before starting the filling up of the online application form:

- ❖ A computer with good Internet connectivity
- ❖ All your qualification details
- ❖ Scanned clear passport photograph in JPG/JPEG format (size between 10 kb–200 kb)
- ❖ Scanned clear signature in JPG/JPEG format (size between 4 kb–30 kb)
- ❖ Scanned clear 12th Class or equivalent Admit card/Mark sheet/Score Card (size between 50kb-500kb).
- ❖ A valid e-mail Id as all communication will be made on this e-mail Id.
- ❖ A valid mobile number as all information via SMS will be sent to this number
- ❖ A valid debit/credit card or Net banking account or UPI or PAYTM Service.
- ❖ A printer connected to your system to print confirmation page

Download information Bulletin. Read it carefully to ensure your eligibility and acquaint with the requirements for submission of Online Application Form.

No correction can be made at a later stage after submission of an application. **No change will be accepted through Post/Fax/ email / By Hand etc.**

(A). Those candidates who have already Appeared for JEE (Main) January 2020: (Correction in particulars, if any will be permitted during 08.03.2020 to 12.03.2020 only)

Following 3 (Three) Steps are applicable:

Steps-1: Candidate has to login with the Application Number of the January 2020 examination and its created Password/date of birth.

The details of the Candidate's name, Mother's name, Father's name, Category, PwD status, Gender, Date of birth, State code of eligibility will appear as earlier filled up by the candidate for JEE (Main) January 2020. Since these details are recorded in NTA score card of the January 2020 examination, any further correction is not allowed at this stage. Correction in particulars, if any will be permitted during 08.03.2020 to 12.03.2020 only.

Steps-2: Complete the Application Form by providing

- ❖ Choice of course(s) (B.E./B. Tech or B. Arch/ B. Planning or both),
- ❖ Questions paper medium,
- ❖ Choice of four centre cities,
- ❖ Medium of instructions/Study-Physics, Chemistry and Mathematics in Class 11th/12th/ equivalent
- ❖ Mducation details of Class 12/equivalent: like type of school and Roll No and Year of Passing/ Appearing.
- ❖ Upload 12th class/equivalent Admit card/ Mark sheet/ Certificate (size 50kb to 500kb).

Steps-3: Payment of fee by Debit/Credit Card/Net Banking/UPI/Paytm

The candidate has to select Debit card/Credit card/Net banking etc. option to pay the application fee and follow the online instruction to complete the payment of fee. After successful payment, candidate will be able to print the Confirmation Page. In case the Confirmation Page is not generated after payment of fee then the transaction is cancelled and amount will be refunded to the candidate's account. However, the candidate has to make another transaction, in case the Confirmation Page is not generated.

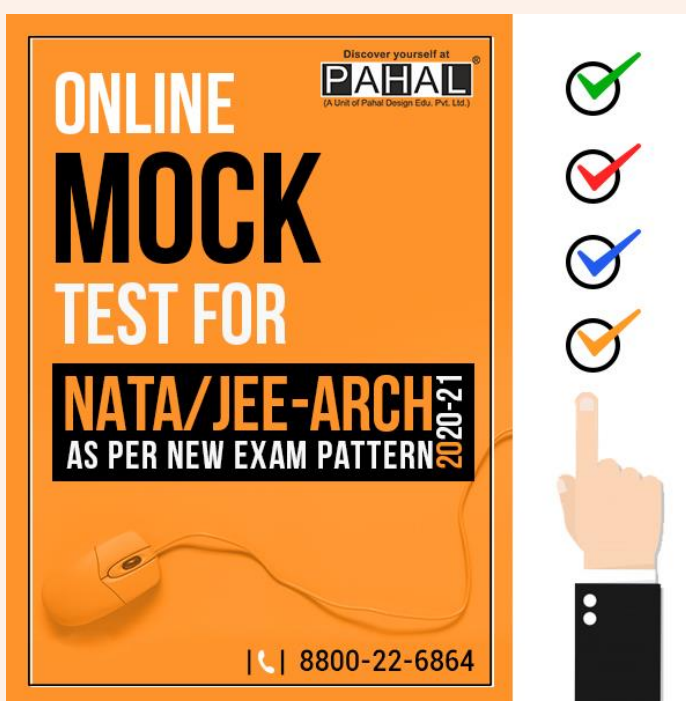
These steps can be done together or separately.

Note: Correction in particulars, if any will be permitted during 08.03.2020 to 12.03.2020 only.

(B).Those candidates who did not Appear in JEE(Main) Jan 2020 or Fresh Candidates:

Following 4 (Four) Steps are applicable:

Step-1: Register for Online Application Form and note down system generated Application Number. The candidate should supply all the details while filling the Online Application Form and is also required to create PASSWORD and choose Security Question and enter his/her Answer. After successful submission of the personal details, Application number will be generated; it will be used to complete the remaining Steps of the Application Form and will also be required for all future correspondence. For subsequent logins, candidate will be able to login directly with the respective system generated Application Number and created Password.



Step-2: Complete the Application Form Candidate can login with the system generated Application Number and created Password for completing the Application Form.

Step-3: Upload Scanned Images of Candidate Photograph, Candidate Signature and 12th Admit card/Mark sheet/Certificate.

- ❖ Scanned photograph and signature should be in JPG/JPEG format.
- ❖ Size of scanned photograph should be between 10 kb to 200 kb. The photograph should be coloured or black/white (but clear contrast)
- ❖ Size of scanned signature should be between 4 kb to 30 kb.
- ❖ Size of scanned 12th Admit card/Marksheet/Certificate card must be between 50kb to 500kb.

Note: Upload the correct Photograph and Signature as the facility for correction in images will not be given later.

Step-4: Payment of fee by Debit/Credit Card/Net Banking/UPI/Paytm: The candidate has to select Debit card/Credit card/Net banking etc. option to pay the application fee and follow the online instruction to complete the payment of fee. After successful payment, candidate will be able to print the Confirmation Page. In case the Confirmation Page is not generated after payment of fee then the transaction is cancelled and amount will be refunded to the candidate's account. However, the candidate has to make another transaction, in case the Confirmation Page is not generated.

These steps can be done together or separately.

Note: After generation of Confirmation Page, correction in particulars, if any will be permitted during 08.03.2020 to 12.03.2020 only.

Note:

- I. The final submission of online Application form will remain incomplete if all the steps are not completed. Such forms will stand rejected and no correspondence on this account will be entertained.
- II. No request for refund of fee once remitted by the candidate will be entertained
- III. The entire application process of JEE(Main) April –2020 is online, including uploading of scanned images, Payment of Fees and Printing of Confirmation page. Therefore, candidates are not required to send/submit any document(s) including Confirmation page to NTA through Post/Fax/email/ By Hand.
- IV. Candidates are advised to keep visiting the NTA's website regularly for latest updates and to check their registered mobile for SMS/e-mails.
- V. The NTA can make use of the data generated for the purpose of research and analysis.

Important Note: No Correction shall be made after declaration of result by the NTA.

All the candidates who have submitted the online application and paid the examination fee till last date will be allowed to appear in JEE(Main) April –2020 and their admit cards will be uploaded on the website as per schedule. The NTA does not verify the information filled by the candidates in the application form. It also does not verify any certificate of category/educational qualification for deciding the eligibility of candidates. The certificates of educational qualification and category (if applied under reserved category) will be verified by the concerned institution. The candidates are, therefore, advised to ensure their eligibility and the category (if applying under reserved category) as per the requirements of

the institutions where the Candidate is seeking admission. The NTA will, in no way, be responsible for any wrong/incorrect information furnished by the candidate(s) in their online application form. The letter/e-mails in this regard will not be entertained by the NTA.

7. DATES AND CITIES FOR EXAM

Discover yourself at
PAHAL
(A Unit of Pahal Design Edu. Pvt. Ltd.)

NATA - 2020

1st EXAM DATE
19 April 2020 (Sunday)

2nd EXAM DATE
31 May 2020 (Sunday)

Time: (10:00AM - 01:15PM)

✓ 1st 135 minutes-Part A (PAPER BASED)
(10.00 am to 12.15 pm)

✓ LAST 45 minutes-Part B (ONLINE)
(12.30 am to 1.15 pm)

Subject	Distribution of Marks	Total Mark
PART A		
Drawing (3 Questions)	2 x 35 1 x 55	70 55
PART B		
PCM (15 Questions carrying 1.5 marks each)	15 x 1.5	22.5
General Aptitude & Logical Reasoning (35 Questions carrying 1.5 marks each)	35 x 1.5	52.5
TOTAL		200

CALL US 88-00-22-6864

VISIT US FOR FREE NATA - 2020 ONLINE REGISTRATION

Cities/Towns of JEE (Main) April -2020 Examination Centres


The Cities where the JEE (Main) April-2020 will be conducted are given in **Appendix-III**. While applying, candidates have to **select any four cities of their choice**. The efforts will be made to allot city of examination to the candidates in order of the choice opted by them in their application form. **However, due to administrative reasons, a different city may be allotted.**

The decision of the NTA regarding allotment of Centre shall be final. No further correspondence or request shall be entertained in such case.

8. COLLEGES ACCEPTING JEE SCORES


Sl N	BArch Colleges- Name	Location	Official Website link
1.	BITS, Mesra	Ranchi	www.bitmesra.ac.in
2.	Centre For Environmental Planning & Technology	Ahmedabad	www.cept.ac.in
3.	Chandigarh College of Architecture	Chandigarh	www.cca.nic.in
4.	Deenbandhu Chottu Ram University	Sonipat	www.dcrustm.ac.in
5.	Dehradun Institute of Technology	Dehradun	www.dituniversity.edu.in
6.	Faculty of Technology and Engineering	Vadodara	www.msubaroda.ac.in
7.	Gitam Institute of Technology	Vishakapatnam	www.gitam.edu
8.	Himgiri Zee University	Dehradun	www.hzu.edu.in
9.	ICL Institute of Architecture	Ambala	www.iclhitech.com
10.	Jadavpur University	Kolkata	www.jaduniv.edu.in
11.	Malaviya National Institute of Technology	Jaipur	www.mnit.ac.in
12.	Maulana Azad National Institute of Technology	Bhopal	www.web.manit.ac.in

13.	MGMs Jawaharlal Nehru Engg. College	Aurangabad	www.jnec.org
14.	National Institute of Technology	Calicut	www.nitc.ac.in
15.	National Institute of Technology	Hamirpur	nith.ac.in
16.	National Institute of Technology	Patna	www.nitp.ac.in
17.	National Institute of Technology	Raipur	www.nitr.ac.in
18.	National Institute of Technology	Rourkela	www.nitrkl.ac.in
19.	National Institute of Technology	Tiruchirappalli	www.nitt.edu
20.	PM College of Engineering	Sonipat	pmkami.com
21.	Punjab Technical University	Patna	www.ptu.ac.in
22.	School of Planning & Architecture	Bhopal	www.spabhupal.ac.in
23.	School of Planning & Architecture	New Delhi	spa.ac.in
24.	School of Planning & Architecture	Vijayawada	www.spav.ac.in
25.	Shri Mata Vaishno Devi University	Jammu & Kashmir	www.smvdu.ac.in
26.	Sir J.J.College Of Architecture	Mumbai	www.sirjjarchitecture.org
27.	SRM University	Chennai	www.srmuniv.ac.in
28.	Visvesvaraya National Institute of Technology	Nagpur	www.vnit.ac.in

ALL INDIA RANK - 2


ASHIMA GUPTA
SPA, DELHI

*"Congratulations
 2019 Toppers for your fabulous
 victory. You deserve it every
 bit. Aim for the stars."*

ALL INDIA RANK - 6


HRISHABH ANAND
SPA, DELHI

9. TOP ARCHITECTURE COLLEGES ACCEPTING JEE SCORE 2020

B.Arch. Colleges under JEE (Paper-2)

B.Arch. JEE (Paper-2) (Entrance exam conducted by NTA) - www.nta.ac.in/www.jeemain.ntc.ac.in

Colleges covered under B.Arch. JEE Entrance (No separate college's form to be filled other than B.Arch. JEE form)

S. No.	Inst. Code	JEE Colleges	Year of Course	Seat Intake
1	DL01	SPA-Delhi (School of Planning & Architecture)	1952	118
2	MP10	SPA-Bhopal (Madhya Pradesh) (School of Planning & Architecture)	2008	94
3	AP18	SPA-Vijayawada (Andhra Pradesh) (School of Planning & Architecture)	2008	83
4	JH01	BIT-Ranchi-Mesra (Jharkhand)	1993	39
5	RJ01	MNIT-Jaipur (Malviya National Institute of Technology)	1998	77
6	MP01	MANIT-Bhopal (Madhya Pradesh) (Maulana Azad National Institute of Technology)	1963	90
7	TN02	NIT-Trichy (Tamil Nadu)	1980	57
8	KL04	NIT-Calicut, Kozhikode (Kerala)	1999	53
9	MH04	VNIT-Nagpur (Maharashtra) (Visvesvaraya National Institute of Technology)	1965	78
10	HP01	NIT-Hamirpur (Himachal Pradesh)	1997	58
11	CG01	NIT-Raipur (Chhattisgarh)	1984	71
12	BR01	NIT-Patna (Bihar)	2012	43
13	OR06	NIT-Rourkela (Odisha)	2014	25
14	JK01	Sri Mata Vaishno Devi University – Katra (J&K) (SMVD University)	2006	20
			TOTAL	906

Colleges Taking Admission on the merit of JEE(Main) B.Arch (Separate college form to be filled other than JEE(Main)B.Arch. form)

1	CH01	Chandigarh College of Architecture (CCA Punjab University)- www.cca.nic.in	1961	40
2	DL09	Indira Gandhi Delhi Technical University for Women, Kashmere Gate www.igdtuw.ac.in	2015	40
3	DL04	Jamia Millia Islamia University, Delhi – www.jmi.ac.in	2001	80

B.Arch. Colleges under JEE (Paper-2)

B. Planning JEE (Paper-2) (Entrance exam conducted by NTA)

Colleges covered under B.Planning JEE Entrance (No separate college's form to be filled other than B.Planning JEE form)

S. No.	Inst. Code	JEE Colleges	Year of Course	Seat Intake
1	DL01	SPA-Delhi (School of Planning & Architecture)	1952	38
2	MP10	SPA-Bhopal (Madhya Pradesh) (School of Planning & Architecture)	2008	34
3	AP18	SPA-Vijayawada (Andhra Pradesh) (School of Planning & Architecture)	2008	33
4	MP01	MANIT-Bhopal (Madhya Pradesh) (Maulana Azad National Institute of Technology)	1963	46

10. DO ARCHITECTURE ENTRANCE NEED COACHING GUIDANCE?

Ever since you thought about becoming an architect, you either joined a coaching class or saw your friends depending on Google to crack JEE Paper 2 or NATA. You were told by experts that coaching is the solution to making your way into an architecture career. There are several students who have left their homes and took a hostel or small rooms and their only schedule consists of coaching classes. Did you stop and wonder whether you can top or crack an architecture entrance exam without a coaching?

To answer this, you will have to be 100% honest with yourself. Let us start with a few questions.

1. Are you in class 11 or 12 or a dropper?

A dropper, or in other words one who completed class 12 last year or before that, and is solely preparing for architecture entrance exam, is advised to join a coaching class. The main reason behind this is to improve morale strength, get quick revision, be able to understand tough sections (the ones in which you face problems) from a good teacher at coaching and to get a reality check about your preparation for architecture entrance.

If you are in class 11, then you will really have to think. A lot depends on how much efforts

you are ready to put into architecture entrance exam preparations (which are among the toughest exams) from DAY 1. Joining a good coaching class which guides you in the right direction, and helps you understand the topics being taught in architecture, will straight away help. However, it is not a do or die situation straight away to join a coaching class. You can take a few days to look into the study material and see whether you need help or not and decide.

If you are in class 12, then you are already in a good position to decide. Ask yourself this question:

2. How well you know about architecture entrance examination or its exam syllabus?

**Start Building the right foundation
from the safety of home**



www.pahaldesign.com

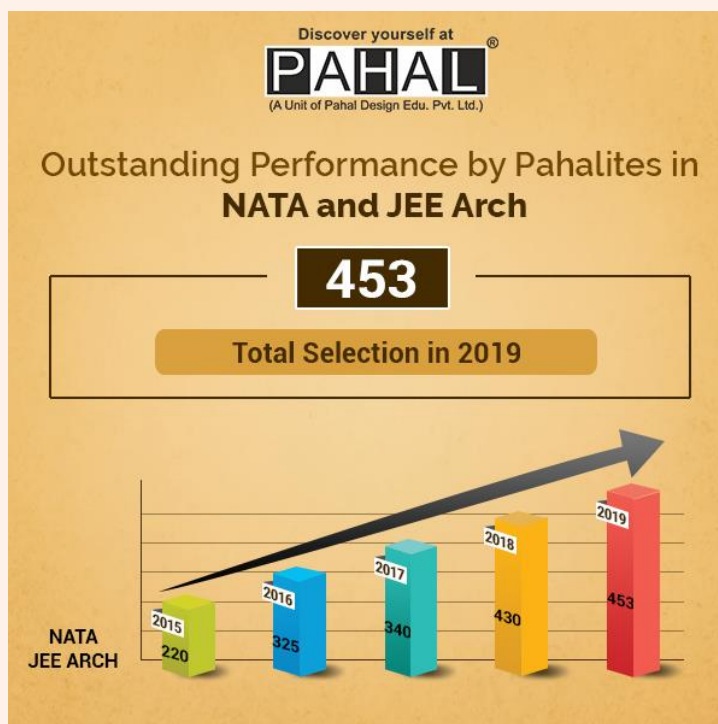
8800-22-6864



with Live Online Classes

Enroll Now

Architecture entrance exams syllabus is not only wide but somehow not being touched throughout our daily lives. Both of the entrance exams will ask you about basic of architecture but still if you do not have that vision or particular knowledge about architecture it might be an alarming situation. It is a much-debated topic on why a student at all needs coaching for architecture entrance exam when several materials are available online or its bit easy to crack architecture entrance respective to engineering or medical entrances.



Out of 3 sections in an entrance exam, drawing and architecture aptitude is somehow most score able yet need to get trained subject, which somehow, you'll be getting from coaching only. However, all that matters for the student is to analyse whether or not he or she needs extra help to understand any topic or subject.

3. How well did you perform in class 12?

If you did excellently (read extremely above average), then you are already in the right direction. With the help of right study material, solving of mock tests, you are good to go. You may refer to coaching classes study material for extra practice!

On the other hand, if you think that you left a big scope for improvement in your performance and in critical thinking, then maybe you should join a JEE Paper 2 preparation or a NATA preparation coaching.

4. Are you good at time management?

It is a tough question to ask an architecture aspirant. You are young and have hardly been introduced to the concept of time management, there have been people older and in

Discover yourself at
PAHAL
(A Unit of Pahal Design Edu. Pvt. Ltd.)

I would really like to thanks Pahal design for guiding me to crack my NATA examination. Before joining pahal my drawing concepts were not so good and hence I failed in drawing but after I joined Pahal they helped me a lot to improvise my drawing skills and perspectives Pahal also help me a lot in my Aptitude and Math part also. The environment over there is extremely friendly and helps to grasp things even more faster. Rest my result see all.

So thank you to Pahal Design.

FIRST ATTEMPT NATA SCORE 77

AFTER JOINING PAHAL 2ND ATTEMPT NATA SCORE 146

Vansh Shikha

positions of immense responsibility who have shuddered at the thought of having to manage time with numerous tasks at hand. Still, this question is important.

When you join a coaching class for architecture entrance exam preparation, you commit at least 5-6 hours to it; this includes usual 3-4 hours of classes, 1 hour of travel and 1 hour to recover from travel fatigue. In the case of many, if the coaching centre is far away then a larger portion time is wasted in travel. Those who take weekend classes, spend almost the entire day there for two days a week. Like all other entrance examinations, architecture entrance too is of 3 hours but questions asked in the exams are lot lengthy and being tough to solve in the given time limit.

Good Coaching will definitely help you to come out of this fear and will not prepare you for exam but will also help you to learn the techniques of time management during the pressure and stress of exam.

For any entrance exam, apart from right coaching self-studies are critical. You need to devote at least 3-4 hours every day for that. So, can you manage time for coaching, school, and self-studies? If yes, only then must you join a coaching centre.

Apart from the above points, there are several other factors too. It is up to you to decide whether or not to join a coaching class. Make sure that you follow some smart exams techniques so that you come out with flying colours.

To answer the question we started with, YES, you can top architecture entrance exam without coaching but by joining the right coaching your chances to top architecture entrance will boost definitely. If you understand the topics and have an acumen for solving problems, then you will race ahead to the top with or without coaching.

Discover yourself at
PAHAL
(A Unit of Pahal Design Edu. Pvt. Ltd.)

Excellent performance by our Stars in
JEE-B Arch 2020

KUNWAR ADITYA
Roll No. UP12100251
99.94%

DHRUV GOEL
Roll No. DL01100516
99.67%

TANYA SAXENA
Roll No. UK01101723
99.66%

SAKSHI GUPTA
Roll No. HR04100578
99.10%

NATA 2019 EMERGING STAR OF THE ARCHITECTURE WORLD

164
SCORE



Abhishek Kumar
NATA

158
SCORE



Rohini Lingwal
NATA

147
SCORE



Sanya Gupta
NATA

144
SCORE



Abhay Ajay Khele
NATA

11. FAQs

Q.1 Will JEE Main be the same as last year?

Ans. No, there are few changes in the pattern of JEE Main paper2 in 2020 i.e. the drawing will be having weightage of 100marks instead of 80marks and maths of 100marks instead of 120 marks

Q.2 If a student did a mistake while filling up the JEE application form, how can someone correct it?

Ans. NTA provides an opportunity to the applicant to correct the details If a student filled up the details incorrectly during the application. The link is provided on the official website for the applicant to correct their details in the form.

Q.3 What documents are required to appear in JEE Main counselling?

Ans. The following documents are required to appear in the JEE Main counselling-

- ❖ Provisional JEE Main seat allotment result
- ❖ 3 passport-size photographs (the same as uploaded during registration)
- ❖ Photo identity card
- ❖ Proof of fee payment (seat acceptance)
- ❖ Proof of date of birth
- ❖ JEE Main 2020 admit card
- ❖ Mark sheet of Class XII examination
- ❖ JEE Main 2020 scorecard
- ❖ Category certificate (if applicable)

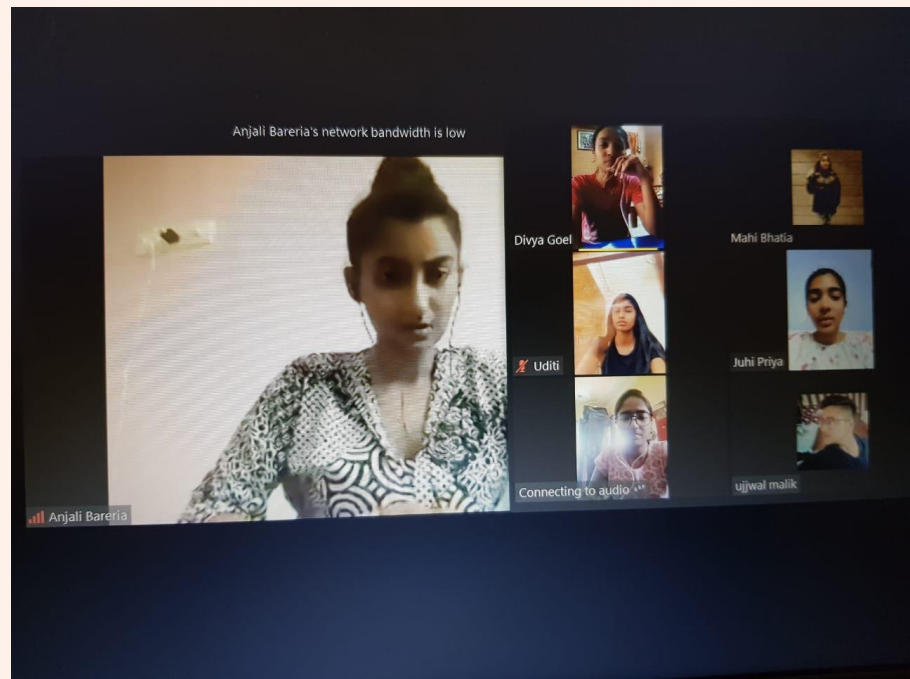
Q.5 Are PCM subjects compulsory for the students to secure admission in B. ARCH?

Ans. Yes to appear to JEE Main and secure admission in B. Arch course, applicant must have Physics, Chemistry and Maths in their 12th standard.

JEE TOPPERS 2019



ONLINE LIVE NATA CUSTOMISED SESSIONS BY EXPERT




ONLINE COUNSELING



 G-8, G Block Market, 2nd Floor, Hauz Khas, New Delhi-110016

 **8800-22-6864, 011-40106405**

 **corporate@pahaldesign.com**

 **www.pahaldesign.com**

Follow us on:

